



University of Rajasthan Jaipur

SYLLABUS

Bachelor's Degree in Design

B.Des. in Fashion Design

B.Des. (Foundation) Part-I Exam 2023

B.Des. Part-II Examination 2024

B.Des. Part-III Examination 2025

B.Des. Part-IV Examination 2026

Rg/Tais
Dy. Registrar (Acad.)
University of Rajasthan
JAIPUR

University of Rajasthan
(B.Des. Industrial Design & B.Des in Communication Design)

E. DES. INFASHION DESIGN

There will be 5 disciplines and the students can specialize in one of these disciplines.

I. Bachelor of Design (Industrial Design):

I. Craft Accessory Design

II. Fashion Design

III. Interior Design

IV. Jewellery Design

2. Bachelor of Design (Communication Design):

I. Graphic Design

Bachelor of Design (Industrial)

I. Fashion Design

Industrial design discipline in the classical avatar covered a range of design activities such as Jewellery Design, Fashion design, Craft Accessory Design, Interior Design, Industrial Design & Communication Design. In the 21st Century, we at Rajasthan University choose to redefine these Industrial Design subsets as Human Centred Design, Universal Design, Design for Sustainability, Health care Design, Design for societal needs, Heritage design and Way finding Design.

Our design programme stresses on the specific role of a designer that of being for and only about the user and the user's needs, empathy and environment. The students will be taught critical thinking and the design process to become effective and innovative problem solvers for companies, the community and the consumers.

A range of domains such as nature and form studies, gestalt, semiotics, human factors & ergonomics, materials and processes and systems design will form an array of learning modules through studio tasks, real life projects, workshops projects both individually as well as in teams.

Students typically will start projects by developing ideas and concepts from sketches to making models and finally working prototypes which will be tested in the real world.

Our Industrial Design graduates will be prepared to make a real difference in the world of design as entrepreneurs, employees of design firms as well as of industry and many will also form venture capital firms and some will also set up unique manufacturing hubs.

The pedagogy will consist of a combination of design skills, related theory, material and manufacturing science, social knowledge, communication skills and management principles. Learnings will be through class room projects, assignments as well as exposure to industry via visits, industry immersion of a few weeks and working on live projects with Faculty and outside design experts.

The design programme will start with a common foundation year with the Communication Design students where all the students will be taught basic skills in design thinking and aesthetics, sensitizing their minds to the world around through on and off campus assignments as well as essential learning tools such as

Rg / Vas
Dy. Registrar (Acad.)
University of Rajasthan
JAIPUR

sketching, observation, photography, colour, perception, presentation, model making and workshop projects, history of design and a sprinkling of topics from philosophy to social anthropology.

- The specialization courses in the above said areas which will be of 3-year duration. Total duration of the under graduate course will be of 4 years which includes 1 year of foundation course.
- Candidates have to choose their specialization subject while applying for the foundation course.
- Group discussions, seminars, workshop, exhibitions, study tour, visit to museum, galleries, industry visit are compulsory.
- Study tour is compulsory for all the students and they have to deposit additional charges according to the actual expenses must be borne by the students.
- As B Design is a professional course, professionally qualified teachers will be assigned for practical and theory subjects.

Scheme of Exam

(10+2+4) Pattern

Duration of course:

4 Years (Maximum period allowed to complete course: 7 Years from the date of admission)

Medium: Medium of instruction and examination will be English/Hindi.

Eligibility: Candidate must have passed Senior Secondary Examination or equivalent with a minimum of 48% marks or equivalent grades

Passing criterion: For pass at each examination, a candidate shall be required to obtain a minimum of 36% in Theory paper and 40% in Practical.

Successful candidates will be qualified as under:

- | | |
|--|-----------------------------|
| a) 50% and above but less than 60% marks | II Division |
| b) 60% and above but less than 75% marks | I Division |
| c) 75% marks and above | I Division with Distinction |
| d) Aggregate 40% and above but less than 50% marks | Pass. |

*No Division will be awarded in Part-I, Part-II and Part-III. Division will be awarded only after successful completion of the Four years course in the Final year result.

Course pattern:

- | | |
|---|---------|
| a) Foundation (Common for all stream of Design) | 1 Year |
| b) Specialization (after successful completion of Foundation) | 3 years |

Educational excursions/enrichment outings/activities:

Course will comprise of Group discussion, Seminars, Workshops, Exhibitions, Study tours, Visit to museum, Galleries, Industry visits etc. Visit/Excursion expenses will be borne by student.

Examination pattern: Annual

P. J. Jay
Dy. Registrar (Acad.)
University of Rajasthan
JAIPUR
km

Qualifying papers: Compulsory papers like General English, General Hindi, Environmental Studies and Elementary Computer Applications may be cleared anytime by the course duration of Four years but clearing of paper is essential to obtain the degree.

Due Papers: Practical papers cannot be carried forward so a student failing in Practical paper will not be promoted to next year.

Attendance eligibility: Minimum 75% attendance is required in Theory and Practical classes individually to be eligible to appear for respective exams.

Seat reservation: As per University of Rajasthan rules

Design course material: Drawing board; Design related software; Art materials, Designing tools etc. will be to be bought by student only.

Assessment pattern:

a) Theory assessment:

- Each theory paper of 3 hours duration will be divided into 5 Units/Sections
- Each Unit/Section will have two questions from each of the Units of the Syllabus
- Student will be required to attempt one question from each unit/section with an internal choice
- All questions will carry equal marks (20 marks x 5 questions = 100 marks)

b) Practical assessment:

- Material required for Practical exam will have to be brought by the Student only.
- Each practical paper of 6 hours duration will comprise of _____ questions divided into _____ units/sections
- Student will be required to attempt a total of _____ questions selecting at least _____ question(s) from each unit/section.
- A board/panel of examiners will be formed for Practical examination by University of Rajasthan, which will comprise of an internal examiner from the College who will award from out of 40% marks for submissions, continuous internal assessments etc. and an external examiner who will award from out of 60% marks for Practical exam and viva voce for each Practical paper.

(YEAR-1)


Distribution of Marks

B. Des. -Fashion Design Foundation Part-I

Rj / Jay
Dy. Registrar (Acad.)
University of Rajasthan
JAIPUR
Ym

Subject Compulsory only	Max Marks	Min. Pass Marks	Duration of Exam	Teaching Hours		
English Communication	100	36	3 Hrs.	100		
General Hindi	100	36	3 Hrs.	100		
Environmental Studies	100	36	3 Hrs.	100		
Elementary Computer Application	40 – Practical	14	2 Hrs.	100		
	60- Theory	22	2 Hrs.			
Elementary Hindi (in lieu of General Hindi for non –Hindi speaking students only)	100	36	3 Hrs.	100		
Subjects Optional						
Theory	100	36	3 Hrs.	100		
FD-101 History of Art & Design						
Practicals	Internal Max.Marks	External Max..Mark s.	Internal Min.P.M.	External Min.P.Mar ks	Duration of Exam	Teaching Hours
FD-102 Fundamentals of Design	40	60	16	24	6 Hrs.	100
FD-103 Visualization & Drawing Techniques	40	60	16	24	6 Hrs.	100
FD-104 Material Studies	40	60	16	24	6 Hrs.	100
FD-105 Design Principles	40	60	16	24	6 Hrs.	100
FD-106 Design Method	40	60	16	24	6 Hrs.	100

Compulsory Paper 1


 Dy. Registrar (Acad.)
 University of Rajasthan
 JAIPUR
 10/11/20

GENERAL ENGLISH

(Examination)

Duration: 3 hrs.

Max. Marks: 100

Minimum Pass Marks: 36

The syllabus aims at achieving the following objectives:

1. Introducing students to phonetics and enabling them to consult dictionaries for correct pronunciation (sounds and word stress)
2. Reinforcing selected components of grammar and usage
3. Strengthening comprehension of poetry, prose and short-stories
4. Strengthening compositional skills in English for paragraph writing, CVs and job applications.

The Pattern of the Question Paper will be as follows:

Unit A: Phonetics and Translation (20 marks)
(10 periods)


- | | |
|---|---------------------|
| I Phonetic Symbols and Transcription of Words | (05) |
| III Translation of 5 Simple sentences from Hindi to English | (05) |
| from English to Hindi | (05) |
| IV Translation of 65 Words from Hindi to English | (2 ^{1/2}) |
| from English to Hindi | (2 ^{1/2}) |

Unit B: Grammar and Usage (25 marks)
(10 periods)

- | | |
|--|------|
| I Elements of a Sentence | (05) |
| II Transformation of Sentences | (05) |
| a. Direct and Indirect Narration | |
| b. Active and Passive Voice | |
| II Modals | (05) |
| III Tense | (05) |
| IV Punctuation of a Short Passage with 10 Punctuation Marks
(As discussed in Quirk and Greenbaum) | (05) |

Unit C: Comprehension (25 marks)

Following Essays and Stories in *Essential Language Skills* revised edition compiled by Macmillan for University of Rajasthan General English B. A. /B. Com./B. Sc.


Dy. Registrar (Academic-I)
University of Rajasthan
Jaipur

Candidates will be required to answer 5 questions out of ten questions from the prescribed texts. Each question will be of two (2) marks. (10)

Sujata Bhatt	Voice of the Unwanted Girl
Ruskin Bond	Night Train for Deoli
M.K. Gandhi	The Birth of Khadi
J.L. Nehru	A Tryst with Destiny
A.P.J. Abdul Kalam	Vision for 2020

The candidates will be required to answer 5 questions from an unseen passage.

(10)

One vocabulary question of 10 words from the given passage.

(5)

Unit D: Compositional Skills
(15 periods)

(30 marks)

I Letters-Formal and Informal

(10)

II CV's Resume and Job Applications and Report

(10)

III Paragraph Writing

(10)

Recommended Reading:

Sasikumar, V., Dutta and Rajeevan, A Course in Listening and Speaking-I Foundation Books. 2005.

Sawhney, Panja and Verna eds. English At the Workplace. Macmillan 2003.

Singh, R.P. Professional Communication. OUP. 2004

Judith Leigh. CVs and Job Applications. OUP. 2004

Arthur Waldhorn and Arthur Zeiger, English Made Simple. Upa and Co.

Gunashekar ed. A Foundation English Course for Undergraduates. Book I, CIEFL, Hyderabad.

Quirk and Greenbaum: A University Grammar of English Longman, 1973

Pj / Jain
Dy. Registrar (Academic-I)
University of Rajasthan
Jaipur
Wn

बी.ए. प्रथम वर्ष -- (कला, विज्ञान एवं वाणिज्य संकाय)

बी.ए./बी.एस.सी./बी.कॉम./आनर्स)

सामान्य हिन्दी

पूर्णांक 100

न्यूनतम उत्तीर्णांक 36

नोट : 36 से कम अंक लाने पर छात्रों को उत्तीर्ण नहीं किया जायेगा। इस प्रश्न-पत्र में प्राप्त अंकों को श्रेणी निर्धारण हेतु नहीं जोड़ा जायेगा।

अंक विभाजन -- प्रश्न पत्र में दो भाग होंगे -- 1. साहित्य खण्ड एवं 2. व्याकरण खण्ड। साहित्य खण्ड में दो भाग होंगे -- गद्य भाग एवं पद्य भाग। प्रत्येक खण्ड के लिए 50 अंक निर्धारित हैं।

क	दो व्यंज्य पद्य से (प्रत्येक में विकल्प देना है)	5 x 2 =	10 अंक
ख	दो व्यंज्य पद्य से (प्रत्येक में विकल्प देना है)	5 x 2 =	10 अंक
ग	आलोचनात्मक प्रश्न पत्र से (विकल्प देना है)	7 ^{1/2} x 2 =	15 अंक
घ	आलोचनात्मक प्रश्न पत्र से (विकल्प देना है)	7 ^{1/2} x 2 =	15 अंक

50 अंक

साहित्य खण्ड -- 'क' :- गद्य-पद्य की निर्धारित रचनाएँ
गद्य भाग :-

1. कहानी -- प्रेमचन्द -- बड़े भाई साहब
विजयदान देवा -- शिकंदर और कौआ
2. सप्तरण -- कन्हैयालाल मिश्र प्रभाकर -- चयालिस के ज्वार की उन लहरों में
3. रेखाचित्र -- रामकृष्ण येनीपुरी -- राजधाम
4. विज्ञान -- मुनाज्जर मुहो -- शनि सबसे सुन्दर गह
5. निबंध -- अनवरचन्द साहटा -- राजस्थान की सांस्कृतिक धरोहर
6. व्यंग्य -- शारद जोशी -- जीप पर सफर इक्लियाँ
7. पर्यावरण -- लक्ष्मण मिश्र -- आज भी खरे हैं जालाब

पद्य भाग :- (कबीर ग्रंथावली से सं. -- रघुनाथसुन्दर दास)

1. कबीर -- साखी सं. -- गुरुदेव को अंग -- 7,12,26,30
सुमरन को अंग -- 10,17,24,26
दिरह को अंग -- 2,6,10,18
2. सूरदास सूरसागर साह -- सं. डॉ. धीरेन्द्र वर्मा
विनय भक्ति पद्य सं. -- 21,33
गोकुल लीला पद्य सं. -- 55,58
वृंदावन लीला पद्य सं. -- 10,28
उदय संदेश पद्य सं. -- 77,79
3. तुलसीदास -- विनय पंथियन, गीताप्रेस, गोरखपुर पद्य सं. -- 87,89,90,156,158
4. मीरा -- पदावली सं. -- नरोत्तम स्वामी पद्य सं. -- 1,3,4,5,10
5. रहीम (दस दोहे) -- रहीम ग्रंथावली संपादक विद्यानिवास मिश्र, गोविन्द रजनीश (दोहावली) 186,191,211,212,214,218,219,220,223,224
6. मैथिलीशरण गुप्त -- गनुधरदा, हम राज्य लिए मरते हैं (गीत-साकेत के नवम सर्ग से)
7. सुमित्रानंदन पंत -- गोकुल विहार
8. सूर्यकान्त त्रिपाठी निगला -- वह सौंदर्यी पाथर
9. सच्चिदानंद हीरानंद वात्स्यायन अज्ञेय -- हिरोशिमा
10. रामधारी सिंह दिगंबर -- विपश्चिता, समर शेष है

Dy. Registrar (Acad.)
University of Rajasthan

पूरखण्ड -- "ख"

व्याकरण/व्यावहारिक हिन्दी खण्ड		50 अंक
1. निबन्ध लेखन	--- शब्द सीमा 300 शब्द	8 अंक
2. कार्यालयी लेख	--- शासकीय - अर्द्धशासकीय पत्र, कार्यालय ज्ञापन, विज्ञापि एवं कार्यालय आदेश, अधिसूचना, पृष्ठांकन 4 x 2 =	8 अंक
3. संक्षेपण	---	4 अंक
4. पल्लवन	---	5 अंक
5. शब्द निर्माण प्रविधि	--- उपसर्ग, प्रत्यय, संधि, समास	5 अंक
6. शब्द शुद्धि एवं वाक्य शुद्धि	---	5 अंक
7. मुहावरे एवं लोकोक्ति	---	5 अंक
8. पारिभाषिक शब्दावली	---	5 अंक
9. शब्द के प्रकार	--- संज्ञा, सर्वनाम, विशेषण, क्रिया एवं क्रिया विशेषण	5 अंक

Raj. Jas.
Dy. Registrar (Acad.)
University of Rajasthan
JAIPUR
10/11/20

ENVIRONMENTAL STUDIES

Examination-

Scheme of examination

Time	Min Marks	Max Marks
3 hrs	36	100

This paper will contain 100 multiple choice questions. Each question will carry 1 mark. Students should be encouraged to visit places of Environmental Importance including Natural and Manmade Habitat.

Note:

1. The marks secured in this paper shall not be counted in awarding the division to a candidate.
2. The candidates will have to clear this compulsory paper in three chances.
3. Non-appearing or absence in the examination of compulsory paper will be counted as a chance.

Unit 1: The Multidisciplinary nature of environmental studies

Definition, scope and importance- Relationship between Environmental Studies and other branches of science and social sciences.

Need for Environmental awareness, Environmental education in present day context.

Unit 2: Natural Resources and Challenges

- a. Natural resources and associated problems, Classification of resources: renewable resources, non-renewable resources, classes of earth resources, resources regions: Definition and criteria, resource conservation.
- b. Forest resources: Use and over-exploitation, deforestation, case studies. Timber extraction, mining, dams and their effects on forest and tribal people.
- c. Water resources: Use and over-utilization of surface and groundwater, floods, drought conflicts over water, dams-benefits and problems.
- d. Mineral resources: Use and exploitation, environmental effects of extracting and using mineral resources, case studies.
- e. Food resources: World food problems, changes caused by agriculture and overgrazing, effects of modern agriculture, fertilizer-pesticides problems, water logging, salinity, case studies.
- f. Energy resources: Growing energy need, renewable and nonrenewable energy sources, use of alternate energy sources. Case studies.
- g. Land resources: Land as a resource, Land degradation man induced Landslides, soil erosion and desertification.

Raj / Tar
Dy. Registrar (Academic-I)
University of Rajasthan
Jaipur

- Role of an individual in conservation of natural resources.
- Equitable use of resources for sustainable lifestyles.

Unit 3: Ecosystems, Concepts, Structure, Functions and Types

- Concept of an ecosystem
- Structure and function of an ecosystem
- Producers, consumers and decomposers
- Energy flow in the ecosystem
- Ecological succession
- Food chains, food webs and ecological pyramids
- Introduction, types characteristics features, structure and function of the following ecosystem:
 - a. Forest ecosystem, Tropical Temperate and Alpine Ecosystem
 - b. Grassland ecosystem and Their Types
 - c. Desert ecosystem with emphasis on Thar Desert
 - d. Aquatic ecosystems(ponds, streams, lakes, rivers, oceans, estuaries) and Wet Lands

Unit 4: Biodiversity and its conservation

- Introduction –Definition, genetic, species and ecosystem diversity
- Biogeographically classification of India
- Value of biodiversity :consumptive use, productive use, social ethical., aesthetic and option values.
- Biodiversity at global, National and local level
- India as a mega-diversity nation
- Hot-spot of biodiversity
- Threats to biodiversity: habitat loss, poaching of wildlife, man-wildlife conflicts
- Endangered, Threatened and endemic species of India
- Conservation of biodiversity: In-situ and Ex-situ conservation of biodiversity
- Red Data Book

Unit 5 : Environmental Pollution and Control Measures

Definition

- Causes, effects and control measures of:
 - a) Air Pollution
 - b) Water Pollution
 - c) Soil Pollution
 - d) Marine Pollution

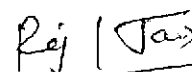
- e) Noise Pollution
- f) Thermal Pollution
- g) Nuclear Hazards
 - Solid waste management: Causes, effects and control measures of urban and industrial wastes
 - Role of an individual in prevention of pollution
 - Pollution case studies
 - Disaster management: floods earthquake, cyclone and landslides

Unit 6 : Social issues, Environment, Laws and Sustainability

- From Unsustainable to Sustainable development
- Urban problems related to energy
- Water conservation, rain water harvesting, watershed management
- Resettlement and rehabilitation of people; its problems and concerns. Case studies.
- Environmental ethics: Issues and possible solution.
- Climate change, global warming, acid rain ozone layer depletion, nuclear accidents and holocaust. Case studies
- Wasteland reclamation.
- Consumerism and waste product.
- Environmental Protection Act.
- Air (Prevention and Control of Pollution) Act
- Wild life protection Act
- Forest Conservation Act
- Biological Diversity Act
- Issues involved in enforcement of environmental legislation
- Public Awareness.

Unit 7: Human Population and the Environment

- Population growth, variation among nations
- Population explosion-Family Welfare Programme
- Environment and Human health
- Human Rights
- Value Education
- HIV/AIDS
- Women and Child Welfare
- Role of Information Technology in Environment and human health
- Case Studies


 Dy. Registrar (Academic-I)
 University of Rajasthan
 Jaipur
km

Suggested Readings:-

1. Diwan A.P. and Arora D.K.1995. Human Ecology Annol Publication Pvt.Ltd.,New Delhi.
2. Dubey. R.M.1992. Human Ecology and Environmental Education,Chaugh Publications,Allahabad.
3. Goudie,Andrew.The Human Impact.
4. Husain Maxia.1994 Human Geography,Rawat Publication,Jaipur.
5. Johnston, R.J.Ed.1986 Dictionary of Human geography,National Publication,New Delhi.
6. Malik,S.L.and Bhattacharya D.K.1936. Aspects of Human Ecology,Northern Book Center,New Delhi.
7. Mishra,R.P and Bhooshan,B.S.1979.Human Settlements in Asia.Public,Polices and programmes.Haritage publisher,New Delhi.
8. Nathawat, G.S.1985. Human Ecology,An Indian perspective,Indian Human Ecology Council,Jaipur.
9. Russel, Bartrand, 1976.Impact of Science of society Unwin,Publisher,Indian. (paper back).
10. Sinha Rajiv, 1996.Gloobal Biodiversity Ina.,Shri publication,Jaipur.
11. Sinha Rajiv K., 1994. Development without Desertrction 14.Environmentalist,Jaipur. Sinha Rajiv K., 1996.Environmental Crises and Human at Risk,In A Shri Publication,Jaipur.
12. Smith, Dlanne, 1984.Urban Ecology,George Allen.London.
13. Swamkar, R.C.1985,Indian Tribes.Frintwell publisher,Jaipur.
14. Tivy,Joy and O'Hugegteg,1985.Human Impact on the Ecosystem Edinburgh George Allen Boyd.
16. United Nations Development Report, 1996.Human Development Report, 1996.Oxford University Press,Delhi.
17. Vannathony & Rogers Paul, 1974. Human Ecology and World Development,Flehum Press,New York.

Raj / [Signature]

Dy. Registrar (Academic-I)
University of Rajasthan
Jaipur
ch

Elementary Computer Applications

Maximum Marks- 100 (Main University Examinations)

Theory : Max. Marks- 60

Practical : Max. Marks- 40

Each Candidate has to pass in Theory and Practical Examinations separately.

Question paper for Elementary Computer Applications. (Compulsory paper-common for B.A. / B.Sc./ B.Com. Part-I) be so set that it has 120 multiple choice questions (Bilingual) of ½ marks each. The question paper will be of duration of 2 hours. The examinees will have to give their answers on OMR Sheet only to be provided by the University whose evaluation will be done based on OMR Scanning Technology. Further the practical examination for this paper will be of 40 marks and its duration will be of 2 hours.

Unit - I

Introduction to information technology : Evolution and generation of computers, type of computers, micro, mini, mainframe and super computer. Architecture of a computer system : CPU, ALU, Memory (Ram, Rom families) cache memory, input /output devices, pointing devices.

Concept of Operating system, need types of operating systems batch, single user, multi - processing, distributed and timeshared operating systems, introduction of Unix, Linux, Windows, Window NT. Programming languages Low level and high level languages, generation of languages, 3 GL and 4 GL languages. Graphic User Interfaces.

Unit - II

Word Processing tool : Introduction, Creating, Saving, Copy, Move and Delete. Checking Spelling and Grammar. Page Layout, interface, toolbars, ruler, menus keyboard shortcut, editing, Text Formatting, insert headers and footers. Bullets and Numbering, Find and Replace etc. Insert Table and Picture. Macro, Mail Merge.

Power Point : Creating and viewing a presentation, managing slide shows navigating through a presentation using hyperlinks, advanced navigation with action setting and action buttons. Organizing formats with Master Slides applying and modifying designs adding graphics, multimedia and special effects.

Unit - III

Electronic Spreadsheet : Worksheet types of create and open a worksheet. Entering data text numbers and formula in a worksheet inserting and deleting cells, cell formatting, inserting rows and columns in a worksheet formatting worksheets. Using various formula and inbuilt function. Update worksheet using special tools like spell check and auto correct setup the page

[Signature]

Dy. Registrar
(Academic)

University of Rajasthan
JAIPUR

124

Full margins of worksheets for printing. Format the data in the worksheet globally or selectively creating charts. Enhance worksheets using charts. Multiple worksheets-concepts

Unit - IV

The Internet - History and Functions of the Internet, Working with Internet, Web Browsers, World Wide Web, Uniform Resource Locator and Domain Names, Uses of internet, Search for Information, Email, Chatting, Instant messenger services, News, Group, Teleconferencing, Video Conferencing, E-Commerce and M-Commerce

Manage an E-mail Account, E-mail Address, configure E-mail Account, log to an E-mail, Receive E-mail, Sending mails, sending files as attachments and Address Book, Downloading Files, online form filling, E-Services - E-Banking and E-Learning

Unit - V

Social, Ethical and Legal Matters - Effects on the way we Work Socialise, Operate in other areas, Cyber crime, Prevention of crime, Cyber law: Indian IT Act, Intellectual property, Software piracy, Copyright and Patent, Software licensing, Proprietary software, Free and Open source software.

Network Security - Risk assessment and security measures, Assets and types (data, applications, system and network), Security threats and attacks (passive, active): types and effects (e.g. Identity theft, denial of services, computer virus etc.), Security issues and security measures (Firewalls, encryption/decryption), Prevention.

Question Paper pattern for Main University Practical Examination

Max Marks: 40

Practical

The practical exercises will be designed to help in the understanding of concepts of computer and the utilization in the areas outlined in the theory syllabus. The emphasis should be on practical usage rather than on theoretical concepts only.

The practical examination scheme should be as follows

- Three Practical Exercise (including Attendance & Record performance) 30 marks
 - 1. Operating system
 - 2. MS Word
 - 3. MS Excel
 - 4. MS Power Point
 - 5. Internet
- Viva voce 10 marks

Taw
Dy. Registrar (Acad.)
University of Rajasthan
JAIPUR

15

✓

वी.ए. प्रथम वर्ष : प्रारम्भिक हिन्दी

पूर्णांक : 100

अवधि : 3 घण्टे

अंकों का विभाजन

- | | |
|------------------------------|--------|
| 1. पुस्तकों पर आधारित प्रश्न | 50 अंक |
| 2. व्याकरण से संबंधित प्रश्न | 24 अंक |
| 3. रचना से संबंधित प्रश्न | 26 अंक |
- (क) लोकोक्तियाँ मुहावरें
(ख) पत्र लेखन अथवा निबंध

पाठ्यक्रम

1. गद्य संग्रह
2. व्याकरण : शब्द विचार, वाच्य विन्यास, वाक्य छण्ड, पद क्रम का ज्ञान तथा इनमें होने वाली सामान्य त्रुटियों का ज्ञान।
3. (क) मुहावरों एवं लोकोक्तियों का प्रयोग, वाक्यों में रिक्त स्थानों की पूर्ति, समान दिखने वाले शब्दों का अर्थ भेद अथवा वाक्यों में प्रयोग
(ख) पत्र लेखन अथवा निबंध

पाठ्य पुस्तकें

1. गद्य-संग्रह-राष्ट्रीय मोख के चिन्ह- डॉ. हरिकृष्ण देवसरे
प्रकाशक-नेशनल पब्लिशिंग हाउस, नई दिल्ली

व्याकरण एवं रचना

1. आधुनिक हिन्दी व्याकरण तथा रचना - लेखक कृष्ण विक्रम
प्रकाशक-नेशनल पब्लिशिंग हाउस, नई दिल्ली
2. सुबोध व्याकरण एवं रचना-आफतक-व्यथिन हृदय-संशोधनकर्ता-डॉ.अन्वता प्रसाद शुक्ला
प्रकाशक - श्रीराम मेहरा एण्ड कम्पनी, आगरा

Dy. Registrar

University of Rajasthan
JAIPUR

Rajasthan
Dy. Registrar (Acad.)
University of Rajasthan
JAIPUR

Core Paper I

FD-101: History of Art & Design (Theory)

Max. M: 100

Min.P. M: 36

Aim

The aim of this unit is to encourage an understanding of the social, psychological, cultural, historical and commercial factors which underpin all visual arts theory and practice across the spectrum of subject specialism's.

Learning outcomes

- Understand influences on art and design activities and outcomes through the interpretation and analysis of information
- Be able to assess, interpret and evaluate information
- Be able to evaluate and present conclusions.

Course content

Unit-I: Influences of Art and Design Movements, Cubism, Dadaism, Surrealism

Unit-II: Abstract Expressionism, Minimalism, Pop Art, Renaissance, Baroque, Bauhaus, Rococo,

Unit-III: Art Nouveau, Futurism, Impressionism and Post Impressionism,

Unit-IV: Arts and Crafts, Gothic, Historical Art and Design Developments,

Unit-V: Contemporary Art and Design Developments.

Reference

1. R. Nath, (1976) History of Decorative Art in Mughal Architecture, Motilal Banarasidas, Delhi.
2. Urevbo, O. Andrew, (1997) Culture and Technology, UNESCO, Paris
3. Bayer, Patricia, (1990) Art Deco Interiors, Thames and Hudson, Delhi
4. Hartt, Frederick, (1989) Art: History of Painting, Sculpture, and Architecture, Prentice Hall, NJ
5. Sivarama Murthy, (1997), Art of India, Harry N Abrams, NY
6. Nath R, (1980), Art of Khajuraho, Abhinav Publications, Delhi.

Rg / Jay
Dy. Registrar (Acad.)
University of Rajasthan
JAIPUR
pm

Core Paper-2

FD-102: Fundamentals of Design (Practical)

Internal Max. M: 40
Internal Min.P. M: 16
External Max. M: 60
External Min.P. M: 24

Aim

To make students see, make and appreciate the basic design concepts. The first level includes the vocabulary of design and principles of composition. This level includes 3D composition and study of Volumes.

Learning Outcome

- Student will be able to understand basics of design concepts.
- Student will be able to understand design & principles of composition & 3D compositions.

Course Contents

Unit I: Elements of design, Textures and patterns in design,

Unit II: Colour basics, colour theory, colour schemes,

Unit III: Isometry in design,

Unit IV: Nature drawing, Human figure drawing, object drawing,

Unit V: 2D geometry, 2D mark making techniques, 2D visual communication techniques, Use of formal elements in 2D visual communication, 3D geometry, 3D making techniques, Communicating design ideas using 3D making techniques, Use of formal elements in 3D visual communication.

Reference

1. Broome, Gerald F., (1974), Elements of Design: Space, Davis Publications Inc. Worcester, Massachusetts.
2. Bruce D. Kurty, (1987), Visual imagination- An introduction of Art, Prentice Hall, New Jersey.
3. Hayashi Studio, (1994) Water Colour Rendering, Graphic-Shaw Publishing Co.
4. Richard Rochan, Herald Linton, (1989), Colour in Architectural Illustration, Van Nostrand Reinhold.
5. Robert W. Gill, (1984), Manual of Rendering in pen and ink, Thames and Hudson, London.
6. Wong Wucius, (1977), Principles of Three dimensional Design, Van Nostrand Reinhold, NY.
7. Wong Wucius, (1977), Principles of Two dimensional Design, Van Nostrand Reinhold, NY.
8. Hanlon, Don. (2009), Compositions in Architecture, John Wiley & Sons.
9. Saraswati Baidyanath, (2001), The Nature of Man and Culture: Alternative Paradigms in Anthropology, Indira Gandhi National Centre for the Arts.
10. Hartt, Fredrick, (1976) Art: A History Painting, Sculpture and Architecture, HN Abrams, NY
11. Brown Tim, (2009), Change by Design: How Design Thinking Transforms Organizations and Inspires Innovation, Harper Collins.

Core Paper-3

Raj / Jas
Dy. Registrar (Acad.)
University of Rajasthan
JAIPUR

FD-103: Visualization & Drawing Techniques (Practical)

Internal Max. M: 40
Internal Min.P. M: 16
External Max. M: 60
External Min P. M: 24

Aim

The aim of this course is to understand the method of visualizing and drawing from nature, cast and product drawing.

Learning Outcome

- Student will be able to understand the methods & techniques of visualization & drawing.
- The student would be exposed to appreciation of drawing different products.

Course Contents

Understand the techniques of drawing such as pen and ink sketching; pencil sketching; pencil colour sketching etc., for drawings from nature, cast and product drawings; method of representing positive and negative spaces; light and dark tones etc.

Reference

- Broome F. Gerald, (1974), Elements of Design, Space, Davis Publications Inc., Worcester, Massachusetts.
- Dodson B., (1990), Keys to Drawing, North Light Publications, Cincinnati.
- Mark W., Mary W. (1999), Drawing for Absolute Beginner, F&W Publications, Cincinnati.
- Davis M.L. (1996), Visual Design in Dress, Prentice Hall, Canada.
- Graves M., (1951). The Art of Colour and Design, McGraw-Hill Book Company.

Core Paper-4

Raj / Star
Dy. Registrar (Acad.)
University of Rajasthan
JAIPUR
ka

ED-104: Material Studies (Practical)

Internal Max. M: 40
Internal Min.P. M: 16
External Max. M: 60
External Min.P. M: 24

Aim

Learners will be introduced to a brief history and introduction to 3D materials, tools and processes and made aware of the range of possibilities of different materials in their 2D and 3D application to design. This may be done through lectures /PPT presentations / swatches/ samples.

Learning Outcome

- Student will be able to understand the properties of different material.
- Student will be able to understand the techniques, process terminology and tools of materials.

Course Contents

Material exposure could range from paper, fabrics, glass, metals, metal foils, plastics, acrylic, rubber, wood-natural/manmade, foam, Styrofoam, sponge, leather, rexine, clay, plaster of paris, adhesives etc.

Techniques, Process terminology and Tools can cover a range of methods like – cutting, sawing, carving, cutting, welding, drilling, joinery, polishing, constructions, mould making, modelling, casting, gluing, stitching, embroidery, weaving, tying, dying, surface embellishments and manual and mechanical tools used for such explorations.

Reference

- Building material Author Mr. G. C. Sahu & Joy Gopal.
- Building material Author Bhavi Kitti.
- Weaving reference books of Textile Technology
- Maria Dolers Ros Frijola, The Art & Craft of Ceramics

Core Paper -5

22

Raj Jain
Dy. Registrar (Acad.)
University of Rajasthan
JAIPUR

FD-105: Design Principles (Practical)

Internal Max. M: 40
Internal Min. P.M: 16
External Max. M: 60
External Min.P. M: 24

Aim

The aim of this unit is to enable learners to develop knowledge and understanding of the issues that have informed debate on the purposes and processes of design.

Learning outcomes

- Understand the relationship between form and function
- Understand the principles of cultural and contextual association
- Be able to develop concepts through the exploration of materials, techniques and processes
- Be able to develop concepts by the analysis of the needs of end-users.

Unit content

Harmony, Contrast, Proportion, Scale, Rhythm, Balance, Emphasis, study of Artists, study of Architects, study of Designers, Textures and Finishes of Hard Material, Textures and Finishes of Soft Material, Nature Photography, Product Photography, Aesthetics, Signs and Symbols, Packaging, Branding & Copy writing.

Reference

1. Janice Greenberg Ellinwood, (2010) Fashion by Design, Fairchild Publications.
2. L. Borelli, (2007) Fashion Illustration by Fashion Designers Chronicle Books Ltd., US
3. C. Tatham, J. Seaman, (2007) Fashion Design Drawing Course, Barron's Educational Series.
4. Karl Aspeclund, (2010) The Design Process, Fairchild Publications.
5. Tracy Jennings, (2011) Creativity in Fashion Design: An Inspiration Workbook, Fairchild Publications.
6. GJ. Sumathi (2002) Elements of Fashion and Apparel Design, New Age International Publications.

Core Paper-6

Rj / Vas
Dy. Registrar (Acad.)
University of Rajasthan
JAIPUR
10/11

ED-106: Design Method (Practical)

Internal Max. M: 40
Internal Min. P.M: 16
External Max. M: 60
External Min.P. M: 24

Aim

This unit aims to give learners opportunities to develop skills and knowledge in the development of new products or services in design pathways.

Learning outcomes

- 1 Know the phases of the design development cycle
- 2 Be able to plan a project using the design development cycle
- 3 Be able to use imagination and innovation in the development of a product
- 4 Be able to propose design improvements to the production process.

Unit content

Writing Design Brief, Developing Ideas, Developing through Experimentation, Reviewing and Evaluating Ideas in Progress, Specialist Materials, Equipments and Techniques, Presenting Work, Developmental Work, Strength and Weakness, Researching on Ideas, Ways of Gathering Ideas, Mind Mapping, Mood Boards, Recording Ideas for the Development Stage, Using Planning Skills, Prototyping, Purpose of an Art and Design Portfolio, Different types of Portfolio, present an art and design portfolio.

Reference

- How Fashion Works by Gavin Waddell Blackwell
- Francis D. Ching – Design Drawing Publisher Wiley
- Thomas E. French- Graphics Science & Design

(Year 2)
Distribution of Marks
B. Des - Fashion Design Part-II

22

Raj / Das
Dy. Registrar (Acad.)
University of Rajasthan
JAIPUR
pv

Subject Theory	Max Marks	Min. Pass Marks		Duration of Exam	Teaching Hours
FD-201: Fashion Merchandising and Textiles Materials Understanding- I	100	36		3 Hrs.	100
FD-202: Apparel Manufacturing Technology	100	36		3 Hrs.	100
Subject -Practical	Internal Max. M.	External Max. M.	Internal Min.P. M.	External Min. P.M.	
FD-203: Fashion Illustration & Textiles Materials Understanding-II	20	30	8	12	4 Hrs. 50
FD-204: Garment Construction techniques	40	60	16	24	6 Hrs. 100
FD-205: Pattern Drafting in Fashion (Kids & Women)	40	60	16	24	6 Hrs. 100
FD-206: CAD / CAM in Fashion Design	20	30	8	12	4 Hrs. 50
FD 207: Design Project- Women's Wear/Kids Wear	40	60	16	24	5 Hrs. 100
Industry Exposure	-	-	-	-	-

Core Paper-1

Raj / Jay
Dy. Registrar (Acad.)
University of Rajasthan
JAIPUR
pm

Aim

The aim of this unit to enable the student with an understanding of the essential elements of fashion merchandiser and promotion & its role within the fashion industry with helps the students to study the science of textile fibres and analyze the use of textile fibre for different seasons & the woven and knitted garment. This course would give a deep understanding of how the method of weaving affects the final fabric and would help the students in the selection of fabrics for the different lines created.

Learning Outcome

- Be able to exploit the properties of natural, manmade and sheet materials in their application to fashion and textiles products
- Understand different systems of fabric manufacture and how these affect properties and characteristics
- Understand the relationship between properties of fibres, fabrics and processing methods, garment construction and the need for economically efficient manufacturing costing.
- Student will be able to demonstrate the applied skills of industry specific technology knowledge and skills.
- Student will be able to utilize applied management topics to manage, control, and improve industry environments.
- Student will be able to demonstrate knowledge of the industry, ethical behaviour, industry specification, non-discrimination, and diversity in the workplace

Unit -1

Introduction to textiles; manufacturing of the natural fibres; properties for natural fibres and their significant. Use for different seasons; manufacturing of the man-made fibres; properties of man-made fibres and their significant use for different seasons.

Unit-2

Weaving types of weaves; identification of weaves; method of weaving;

Types of knitting, Differences between weaving and knitting and Identifications of knits; crocheting tatting non-woven.

Unit-3 Overview of the garment industry, Introduction to fashion merchandising, Role of merchandiser, qualities of a merchandiser. Responsibility of the fashion merchandiser, Visual merchandising and its advantages for the buyer and seiler today, Fashion calendar, the planning cycle, Merchandise planner.

Unit-4 Trend prediction, Sales forecasting, Product selection and mix, Distribution mix, Distribution channels, from producer to ultimate consumer, Fashion supply chains, buying calendar, Buying strategy

Unit-5 Role and responsibility of the retail fashion buyer, Customer identification, Supplier, Sourcing & global sourcing, Range planning and range building.

Reference

1. Abling Bina (2007) Fashion Sketchbook, Fairchild Publications, New York.
2. K. Fletcher, (2008) Sustainable Fashion and textiles Design Journeys, Routledge Publishers
3. Arthur Cohen, Johnson, Joseph J. Pizzut, (2009), J.J Piozzuto's Fabric Science, Fairchild Publications,
4. Kum Thittichai, (2009) Experimental Textiles, Batsford Ltd.
5. J. Udale, (2008) Basics Fashion Design 02: Textiles and Fashion, AVA Publishing SA
6. C. Hallett, A. Johnston (2010) Fabric for Fashion : The Swatch Book, Laurence King Publishing/
7. C. Hallett, A . Johnston (2010) Fabric For Fashion: A Comprehensive Guide to Natural Fibres, Laurence King Publishing.

24

Raj / Vas
Dy. Registrar (Acad.)
University of Rajasthan
JAIPUR
KM

8. E. Bradrock, M. Mahrey, (1999), *Techne Textiles: Revolutionary Fabrics for Fashion and Design*, Thames & Hudson.
9. S. Clarke, (2011) *Textile Design*, Laurence King Publishing.
10. Bernard P. Corbaman, (1983) *Textile Fiber to Fabric*, McGraw Hill International Edition.
11. Mary Cowan & Martha E. Jungerman, *Introduction to textiles*, D. B. Taraporevala Sons & Company Private Limited.
12. *Fashion Buying* by Helen Gowerk Blackwell series
13. Weeks A., Miller M., Prenchio M., Metcalfe D., (1991), *Effective Marketing Management: Using Merchandising and Financial Strategies for Retail Success; A Global Outlook*, Fairchild Publications.
14. Lynda Gamans Poloian (2011) *Retailing Principles: A Global Outlook*, Fairchild Publications
15. Tim Jackson, David Shaw, (2009) *Mastering Fashion Marketing*, Palgrave Macmillan

Core Paper-2

3

P. J. Vas
Dy. Registrar (Acad.)
University of Rajasthan
JAIPUR
2011

ED-202 Apparel Manufacturing Technology (Theory)

Max. M: 100
Min.P. M: 36

Aim

The unit exposes the students through mass production of the garments. The different machineries used and the method of producing garments in the apparel industry would be covered in this course.

Learning Outcome

- Student will be able to understand the whole production system in the industry.
- Student will be able to understand the different parts of the industry like Design & Sampling Department, Cutting & Stitching Department, Finishing & Packaging Department etc.

Unit-1

Flow chart in apparel production.

Unit-2

Spreading machines.

Unit-3

Cutting machines.

Unit-4

Major sewing machines, parts of the sewing machines, BS for stitches and seams.

Unit-5

Pressing, finishing.

Reference

- Peyton B. Hudson (1989), Guide to Apparel Manufacturing, MEDIA Apparel Inc.
- H.Carr. B. Latnam, (1988), The Technology of Clothing Manufacture, Blackwell Scientific Publications.
- The Apparel Design and Production Handbook: A Technical Reference, Fashiondex Incorporation.
- Richard Jones, (2006), the Apparel Industry, John Wiley & Sons.
- Grace I. Kunz, (2004), Apparel Manufacturing: Sewn Product Analysis, Prentice Hall Publications.

Core Paper-3

Reg. / Tas
Dy. Registrar (Acad.)
University of Rajasthan
JAIPUR
km

FD-203: Fashion, Illustration and Textiles Materials Understanding-II (Practical)

Internal Max. M: 20
External Max. M: 30
Internal Min.P. M: 08
External Min.P. M: 12

Aim

In this Unit students will get the exposure of Illustrations of Body Figures and will know how to illustrate different kind of textures of fabrics on different products/figures. A thorough foundation in fashion illustration is established in this course which covers the fashion figure and garment interpretation. Students study and develop the basic structure unique to the fashion figure. Students will learn to interpret draping quality and surface texture of the fabric, this course would provide the knowledge of finishing the fabrics constructed and the method of ornamenting the same.

Learning Outcome

- Be able to understand the basics of illustration and create their own stylized illustration.
- Be able to extend and apply skills in developing creative visual language.
- Understand how to develop the design process through experimental ideas and applications.
- Be able to synthesize and critically evaluate experimentation in personal creative practice.
- Independently make illustrations to produce imaginative and original creations.
- Student will be able to understand how to make samples with dyeing printing & embroideries.

Unit Content

- Basic design and Fashion Illustration
- Stick figure and movements
- Learning 8 ½ block heads in movements- front pose and side pose
- Learning 10 ½ heads in movements- front and side pose
- Famous illustrators work- 10 Indian and 10 international
- Live sketching in campus
- Mannequin drawing
- Free hand drawing
- Free hand drawing-stylized figures
- Explore different materials: Shading pencil, charcoal pencil, Micro tip pen and black ink, pencil colours, water colours/ poster colours
- Create 3 illustrations with mixed media using paper, pencil, colours, inks, fabrics and other creative material one can think of.
- Understanding different mediums on fleshed figures (5 mediums) and rendering and explorations
- Practice human drawing with different colours: water, poster, micro tip pen, etc.
- Practice human drawing- movements
- Learning how to accessorize the human figure
- Learn how to do accessories: boots, caps, shoes, bags etc.

PJ / Jas
Dy. Registrar (Acad.)
University of Rajasthan
JAIPUR
Km

- Learn how to render the costume and products of different fabrics.
- Rendering
- Grey preparation, Dyeing & Printing, Finishing, Embroidery stitches - hand and machine
traditional embroidery of India Concept of sustainability and sustainable practices adopted by fashion industry

Reference

1. Abling, Eina, (2007) Fashion Sketchbook, Fairchild Publications, in New York,
2. M. Dawber, (2007) Big Book of Fashion Illustration. Batsford London,
3. John Ireland, Patrick, Fashion Design Illustration: Men, London; Batsford Fashion Books.
4. John Ireland, Patrick (1995) Fashion Design Illustration: Women's Batsford Fashion Books London.
5. John Ireland, Patrick. (1995) Fashion Design Illustration
6. L. Borrelli, (2007) Fashion Illustration by Fashion Designers, Chronicle Books Ud. US
7. C. Tatham, J. Seaman (2007) Fashion Design Drawing Course, Barron's Series.
8. V.A. Shenai, (1995), Technology of Textile Processing, Sevak Publications, Mumbai.
9. C.V. Koushik, Antao Irwin Josico, (2004), Chemical Processing of Textiles - Grey Preparation and Dyeing. NCUTE Publication, New Delhi.
10. Palmer John W., (1996), Textile Processing and Finishing Aids, Recent Advances, Mahajan Book Distributors.
11. Ronald James W., (1996). Printing and Dyeing of Fabrics and Plastics. Mahajan Book Distributors.
12. V.A. Shenai, (1995), Technology of Finishing, Sevak Publications, Mumbai.

Core Paper -4

RJ. [Signature]
Dy. Registrar (Acad.)
University of Rajasthan
JAIPUR

FD- 264: Garment Construction Techniques (Practical)

Internal Max. M: 40
External Max. M:60
Internal Min.P. M: 16
External Min.P. M:24

Aim

This Unit would give the students an idea of relationship between pattern making and ultimate quality of the finished sample. This course introduces students to the equipment's required and the process in construction of the drafted patterns.

Learning Outcome

- To make them familiar with sewing machine
- To work proficiently on the sewing machine
- To rectify simple problems of the machine
- To understand the special skills and techniques used in the garment making
- To make them familiar with use of industrial machinery, equipment and attachments.
- Students will learn how to use equipment such as presser foot & single sided zipper.
- To join and finish various part of the garment and construct a complete garment

Unit Content

Sewing machine and parts, operating the sewing machines; operating power machines; sewing supplies; stitch practice, types of stitches; types of seams; plackets; fitting a sleeve; collar; bodice blocks and darts; cuffs; hems; neckline finishes.

Reference

1. D. McCunn, R. Lew, (1977) How to make sewing patterns, blue feathers.
2. Connie Amaden- Crawford (2010) A guide to Fashion Sewing, Fairchild Publication
3. Lynda Maynard, (2010) The Dressmaker's Handbook of Couture Sewing Techniques: Essential step-by-step Techniques for Professional Results, Interweave press.
4. Claire Shaeffer, (2008) Claire Shaeffer's Fabric Sewing Guide, Krause Publications.
5. Claire Shaeffer, (2001) High Fashion Sewing Secrets from the World's Best Designers. A Step-by-Step Guide to Sewing Stylish Seams Buttonholes, Pockets, collars, Hems, and more, Rodale Books Publishers.
6. Injoo Kim, Mykyung Uh. (2008) Apparel Making in Fashion Design, Breg Publications.
7. P. Counc, (2011) Illustrated Guide to Sewing: Garment Construction: A Complete Course on Making Clothing for Fit and Fashion, Fox Chapel Publishing.
8. (2011) Threads Sewing Guide A complete Reference from America's Best-Loved Sewing Magazine. Taunton Press.

Core Paper -5

28

29

Raj Nar
Dy. Registrar (Acad.)
University of Rajasthan
JAIPUR
pr

FD-206: Pattern Drafting in Fashion: (Kids & Women) (Practical)

Internal Max. M: 40
External Max. M:60
Internal Min.P. M: 16
External Min.P. M:24

Aim

This unit introduces students to method of taking measurements and making the sloper along with sizing terminologies. The method of making pattern by drafting and flat pattern technique would be covered in this course.

Learning Outcome

- Be able to create and use a set of basic blocks
- Be able to apply skills in dart and seam manipulation
- Be able to produce a full-scale pattern from creative designs and working drawings

Unit Content

Introduction to pattern making; tools used method of taking measurements drafting (kids & Women's) slopers dart manipulation using drafting and flat pattern techniques for developing collars sleeves etc.

Reference

- H. G. Armstrong (2009) Pattern Making for Fashion Design, Prentice Hall, New York.
- D. McCunn, r. Lew, (1977) How to make sewing patterns, Blue feathers.
- K.R. Zarapkar, (2005) Zarapkar, System of Cutting Navneet Publications, India.
- N.R. Hollen, C.J. Kundel, (1999) Pattern Making by Flat Pattern Method, Prentice Hall Publication.
- W. Aldrich, (2008), Metric Pattern Cutting for women's wear, Willey Blackwell Publication.
- W. Aldrich, (2008) Metric Pattern Cutting for Men's wear Willey Blackwell Publication.

Core Paper-6

30

Rj [Signature]
Dy. Registrar (Acad.)
University of Rajasthan
JAIPUR
pm

FD-296: CAD / CAM in Fashion Design (Practical)

Internal Max. M: 20
External Max. M: 30
Internal Min.P. M: 08
External Min.P. M: 12

Aim

In this module you will learn in a User friendly way how to Use Computer. You will learn also documentation, spreadsheet, presentation and web surfing with security. You will learn to Create Mood Board, Colour Board, Picture placement, Picture blending etc. with Photoshop. You will also learn to Create Croquis and Fashion Design through Corel, Photoshop and Illustrator, Real Looking with Exact measurement & Fine finishing. In this module you will learn to get variation very fast. And lastly, you will learn how to create a Portfolio with the help of Corel & Photoshop.

Learning outcomes

- Be able to use computer aided design (CAD) techniques to design and visualize for fashion and textiles
- Be able to employ computerized systems in fashion and textiles production
- Understand the role of computer technology in the commercial production of fashion and textiles
- Understand how technological developments can be applied within the fashion and textile industry.

Unit content

- Windows utility, Documentation, Spreadsheet, Presentation & Web surfing.
- Introduction to Photoshop/ pixel based vs vector.
- Tool Box, Drop downs functions.
- Image sizing/ Resolution/ Page Size.
- Concept vector based drawing.
- Used Corel Draw and Illustrator Draw in garments & Flat Drawing through Corel.
- Specification Sheet Formation.
- Measurement of garments & stitch line.
- Draw single stitch / Overlock stitch / Flat lock stitch.
- Drawing the Croquis through Curve tool.
- Import Croquis (JPG) in Photoshop and apply 3D Rendering.
- Import 3D Render Croquis in Corel and Illustrator.
- Draping Fabrics.
- Concept of Design variation, Colour Variation & Page Setup.
- Apply 3D Effect on Draped Design & Light Effect.
- Concept of Page Margin & Layout.
- Setting & Formatting of Document.
- Digital Portfolio Development
- Format of Portfolio.
- Development of 8 portfolio (3 Mens wear, 4 womens and 1 kids)
- Complete project with story board and Inspiration.
- Formatting of Mood Board, Colour Board, Client Profile
- Croquis Development with fabrics/ Texture/ Fleshing etc.
- Specification sheet & Costing sheet
- Concept of Choosing Paper & Resolution.

Reference

Rej / Vas
Dy. Registrar (Acad.)
University of Rajasthan
JAIPUR
ph

- User manuals of the specialized software.
- Reference Book of M. S. Office 2010 :- Office 2010 Bible Author Name of Office 2010 Bible John Walkenbach, Herb Tyson, Michael R. Grah, Faith Wempen and Lisa A. Eucki
- Reference Book of Corel Draw X7: CorelDRAW X7: The Official Guide, Author Name of CorelDRAW X7: The Official Guide: Gary David Bouton.
- Reference Book of Adobe Photoshop CC 2015 :- Adobe Photoshop CC Classroom in a Book (2015 release) Author Name of Adobe Photoshop CC Classroom in a Book (2015 release): Andrew Faulkner (Author), Conrad Chavez

Core Paper-7

Raj / Jas
 Dy. Registrar (Acad.)
 University of Rajasthan
 JAIPUR
CR

FD-207: Design Project - Women's wear/kids wear (Practical)

Internal Max. M: 40
External Max. M: 60
Internal Min.P. M: 16
External Min.P. M: 24

Aim

The course would require the students to carry out research on the major women's / kids wear designers and their brands along with the recognition of different women's / kids wear segments and their growth rate.

Learning Outcome

- Understand how to develop the design process through experimental ideas and applications.
- Be able to present research analysis to client groups.
- Be able to extend and apply skills in developing creative visual language.
- Be able to synthesize and critically evaluate experimentation in personal creative practice.

Course Content

Creating Survey Boards, Creating Mood boards- its application in designing costumes, Theme boards- its direct relation to creating designs of costumes. Client boards - the study of peculiar characteristics of a client to design special costumes for him/ her. Swatch boards- Use of swatches in surface texture of the designed costumes. Creating Lines- lines with similar themes, similar fabrics, and similar surface ornamentation. Collage Work- collage on the dress, collage on the background, use of collage in fashion illustration. Theme based illustrations- themes could be picked up from nature, surroundings, objects, events, celebrities, sports, Jewellery, toys, etc.

Reference

- Encyclopedia of Fashion Accessories by Phyllis Tortora; Fairchild Books
- Fashion Sketchbook by Bina Abling; Fairchild Books
- How Fashion Works by Gavin Waddell Blackwell

Industry Exposure

The student would be given an opportunity to visit & understand working environment of different department of Industry.

(Year 3)
Distribution of Marks

33


Rij / Tar
Dy. Registrar (Acad.)
University of Rajasthan
JAIPUR
kr

B. Des Fashion Design Part-III

Subject Theory	Max. Marks		Min. Pass Marks		Duration of Exam	Teaching Hours
	Internal	External	Internal	External		
FD-301: Fashion Promotion and Marketing	100		36		3 Hrs.	100
FD-302: Fashion Forecasting	100		36		3 Hrs.	100
Subject - Practical	Internal Max. M.	External Max. M.	Internal Min. P.M.	External Min. P.M.		
FD-303 Pattern Construction in Fashion (Indian wear & Draping)	20	30	08	12	4 Hrs.	50
FD-304: Design Project- Indian wear	40	60	16	24	6 Hrs.	100
FD-305: Design Project- Men's wear	40	60	16	24	6 Hrs.	100
FD-305: Design Project- Adaptive Clothing	40	60	15	24	6 Hrs.	100
Elective (Choose any one) a. Product Photography b. Fashion Accessory c. Visual Merchandising d. E-Commerce for Product Life Style	20	30	08	12	4 Hrs.	50

Core Paper -1

34


 Dy. Registrar (Acad.)
 University of Rajasthan
 JAIPUR
 km

FD-301: Fashion Promotion and Marketing (Theory)

Max. M: 100

Min.P. M: 36

Aim

The aim of this assignment is to enable you with an understanding of the essential elements of fashion elements of fashion promotion and its role within the fashion industry and to develop skills in developing a promotional campaign.

Learning outcomes

- Understand the fashion promotion industry and its component parts
- Be able to research and analyze promotional strategies and campaign planning
- Be able to plan and execute a self-initiated promotional campaign
- Be able to evaluate own promotion strategies.

Unit - 1

Fashion marketing, structure of fashion market, marketing fashion to retailers.

Unit - 2

Retailing principles, marketing mix, new approaches in marketing, retailing and marketing strategies.

Unit - 3

Meaning of brand, branding process – deciding on the brand.

Unit - 4

communicating, launching and evaluating, fashion brands.

Unit - 5

Research on important fashion brands nationally and internationally.

Reference

- Marianne C. Bickle, (2011), Fashion Marketing, Theory, Principles & Practice, Fairchild Publications.
- Weeks A, Miller M., Perenchio M., Metcalfe D., Effective Marketing Management, Using Merchandising and Financial Strategies for Retail Success, Fairchild Publications.
- Lynda Gamans Poloian, (2011), Retailing Principles, A Global Outlook, Fairchild Publications.
- Tim Jackson, David Shaw (2009), Mastering Fashion Marketing, Palgrave Macmillan.
- M. Khaled, A. Hameide, (2011), Fashion Branding Unravalled, Fairchild Publications.
- C. Allen, Semenik, R.J.Thomas "O" Guinn, (2011), Advertising and integrated brand promotion, South West College Publications.

Core Paper -2

35

Raj Vas
Dy. Registrar (Acad.)
University of Rajasthan
JAIPUR
10/

FD-302: Fashion Forecasting (Theory)

Max. M: 100
Min.P. M: 36

Aim

The course would aim at providing information on fashion forecasting process which would include consumer research along with the forecasting of colours, textiles, silhouettes etc.

Learning Outcome

- Student will be able to understand the Exploration of different products and prediction of the future of those products in the lines of forecasting.
- Student will be able to understand the Forecasting exercise & Colour stories.
- Student will be able to understand the Design ideologies & Design elements research

Unit - 1

Process of fashion forecasting, sources of fashion forecasting information.

Unit - 2

Consumer research, analysis and translation.

Unit - 3

Direction of fashion change, demographics and fashion forecasting.

Unit - 4

Cultural indicators.

Unit - 5

Colour forecast, textile forecast, silhouette forecast.

Reference

- Evelyn L. Brannon, (2010) Fashion Forecasting Research, Analysis, and Presentation, Fairchild Publications.
- Evelyn L. Brannon, (2005) Fashion Forecasting, Fairchild Publications.
- V. Henrick, (2007) Anatomy of Trend McGraw-Hill Publications.
- S. Simon, (2007) Basics Fashion Design: Research And Design, AVA Publishing
- Judith C. Everett, (2004) Guide to Producing a Fashion Show, Fairchild Publications.
- M. Kathryn, (2004) Fashion Forecasting, Wiley-Blackwell Publications.
- Raymond Martin, (2010) Trend Forecaster's Handbook, Laurence King Publishers.

FD-303: Pattern Construction in Fashion (Indian wear & Draping) (Practical)

Internal Max. M: 20
External Max. M: 30
Internal Min.P. M: 08
External Min.P. M: 12

Aim

Indian Wear

In this module student would learn basics of Indian wear pattern making. The method followed for cutting pattern is based on individual body measurements called **direct drafting method**. In direct drafting method an individual body measurement is taken and directly the design is drafted for a final pattern. In this module we shall be working with direct drafting method for the traditional Indian garment.

Draping. The Course is a study of three-dimensional fashion design conceptualization by draping in muslin or fashion fabric directly on dress form. Skill development in observing grain of fabric, identifying drapable fabrics and creating basic designs by draping would be covered.

Learning Outcome

- Be able to apply creative and accurate Indian wear pattern making & draping skills to original designs
- Be able to apply the processes of Indian wear pattern making & draping technique
- Be able to use specialist processes to meet requirements
- Be able to evaluate own pattern and draping skills applied to original designs.

Course Content: Indian Wear

Standardize concept of pattern making Direct Method; Things to keep in mind while taking measurement, Paper pattern of Salwar, Churidar, Plain kurta, Kalidar kurta, Paper pattern of Garce Blouse, Choli blouse, Marker-Making & Layouts, Spec-Sheets of one designed garment.

Draping. Introduction to draping; elements of fabrics; draping basic bodies princess shape; skirts sleeves cowls; collars.

Reference.

- Amaden Connie and Crawford, (2005) The Art of Fashion Draping, Om Book Service
- Sallie Di Marco, (2005) Draping Basics, Fairchild Publications.
- Armstrong H J (2008) Draping for Apparel design, Fairchild Publications.
- J. Rodgers, M. Doyel, (2008) Fundamentals of Draping and Pattern Drafting, Hanover Phist Inc.
- Bina Abling, Kathleen Maggio, (2008), Integrating Draping, Drafting, and Drawing.
- H. G. Armstrong (2009) Pattern Making for Fashion Design, Prentice Hall, New York.
- D. McCunn, R. Lew, (1977) How to make sewing patterns, Blue feathers.
- K.R. Zarapkar, (2005) Zarapkar, System of Cutting Navneet Publications, India.
- N.R. Hollen, C.J. Kundel, (1999) Pattern Making by Flat Pattern Method, Prentice Hall Publication.
- W. Aldrich, (2008), Metric Pattern Cutting for women's wear, Wiley Blackwell Publication.
- W. Aldrich, (2008) Metric Pattern Cutting for Men's wear Willey Blackwell Publication.

Core Paper -4

37

Raj / Jay
Dy. Registrar (Acad.)
University of Rajasthan
JAIPUR
KPN

FD-304: Design Project- Indian wear (Unassessd).

Internal Max. M: 40
External Max. M: 60
Internal Min.P. M: 16
External Min.P. M: 24

Aim

The course would require the students to carry out research on the major women's (Indian) wear designers and their brands along with the recognition of different women's (Indian) wear segments and their growth rate.

Learning Outcome

- Understand how to develop the design process through experimental ideas and applications.
- Be able to present research analysis to client groups.
- Be able to extend and apply skills in developing creative visual language.
- Be able to synthesize and critically evaluate experimentation in personal creative practice.

Course Content

Creating Survey Boards, Creating Mood boards- its application in designing costumes, Theme boards- its direct relation to creating designs of costumes. Client boards - the study of peculiar characteristics of a client to design special costumes for him/ her. Swatch boards- Use of swatches in surface texture of the designed costumes. Creating Lines- lines with similar themes, similar fabrics, and similar surface ornamentation. Collage Work- collage on the dress, collage on the background, use of collage in fashion illustration. Theme based illustrations- themes could be picked up from nature, surroundings, objects, events, celebrities, sports, Jewellery, toys, etc.

Reference

- Encyclopedia of Fashion Accessories by Phyllis Tortora; Fairchild Books
- Fashion Sketchbook by Bina Abling; Fairchild Books
- How Fashion Works by Gavin Waddeil Blackwell

Core Paper-5

Raj / Tan
By. Registrar (Acad.)
University of Rajasthan
JAIPUR
km

FD- 305: Design Project- Men's wear (Practical)

Internal Max. M: 40
External Max. M: 60
Internal Min.P. M: 16
External Min.P. M: 24

Aim

The course would require the students to carry out research on the major men's wear designers and their brands along with the recognition of different men's wear segments and their growth rate.

Learning Outcome

- Understand how to develop the design process through experimental ideas and applications.
- Be able to present research analysis to client groups.
- Be able to extend and apply skills in developing creative visual language.
- Be able to synthesize and critically evaluate experimentation in personal creative practice.

Course Content

Creating Survey Boards, Creating Mood boards- its application in designing garments, Theme boards- its direct relation to creating designs of garments. Client boards - the study of peculiar characteristics of a client to design special garments for him. Swatch boards- Use of swatches in surface texture of the designed garments. Creating Lines- lines with similar themes, similar fabrics, and similar surface ornamentation. Collage Work- collage on the garments, collage on the background, use of collage in fashion illustration. Theme based illustrations- themes could be picked up from nature, surroundings, objects, events, celebrities, sports etc.

Reference

- Encyclopedia of Fashion Accessories by Phyllis Tortera; Fairchild Books
- Fashion Sketchbook by Bina Abling; Fairchild Books
- How Fashion Works by Gavin Waddell Blackwell

Core Paper-6

Raj [Jas]
Dy. Registrar (Acad.)
University of Rajasthan
JAIPUR
vr

FD- 306: Design Project- Adaptive Clothing (Practical)

Internal Max. M: 40
External Max. M: 60
Internal Min.P. M: 16
External Min.P. M: 24

Aim

The course would require the students to carry out research for adaptive clothing.

Learning Outcome

- Understand how to develop the design process through experimental ideas and applications.
- Be able to present research analysis to client groups.
- Be able to extend and apply skills in developing creative visual language.
- Be able to synthesize and critically evaluate experimentation in personal creative practice.

Course Content

Creating Survey Boards, Creating Mood boards- its application in designing costumes, Theme boards- its direct relation to creating designs of costumes. Client boards - the study of peculiar characteristics of a client to design special costumes for him/ her. Swatch boards- Use of swatches in surface texture of the designed costumes. Creating Lines- lines with similar themes, similar fabrics, and similar surface ornamentation. Collage Work- collage on the dress, collage on the background, use of collage in fashion illustration. Theme based illustrations- themes could be picked up from nature, surroundings, objects, events, celebrities, sports, Jewellery, toys, etc.

Reference

- Encyclopedia of Fashion Accessories by Phyllis Tortora; Fairchild Books
- Fashion Sketchbook by Dina Abling; Fairchild Books
- How Fashion Works by Gavin Waddell Blackwell

Core Paper -7

40

Rj / Vas
Dy. Registrar (Acad.)
University of Rajasthan
JAIPUR
KA

FD-307: Elective (Choose any one)–(Practical)

Internal Max. M: 20
External Max. M:30
Internal Min.P. M: 08
External Min.P. M:12

Elective

a) Product Photography

Aim

This unit aims to develop learners' skills and understanding in Product Photography.

Learning Outcome

- Be able to use space and equipment
- Be able to use sets, lights and backgrounds.

Course Content

Various aspects of photography including lighting for indoor & outdoor, handling of studio equipment and set planning & composition.

Reference

- How to Set Up Photography Lighting for a Home Studio Kindle Edition by Amber Richards (Author)
- Photo Studio Photography Kit 3 Light Bulb Umbrella Muslin 3 Backdrop Stand Set

Elective

b) Fashion Accessory

Aim

The aim of this unit to impart intensive training for complete understanding of fashion accessories, techniques and process, product development and quality, market intelligence, management and operational methods.

Learning Outcome

- Student will be able to understand about fashion accessories.
- Student will be able to understand the techniques & process of fashion accessories.
- Student will be able to understand the product development, quality & marketing aspects.

Course Content

Lacquer Craft Accessories, Textile Craft Accessories, Fashion Jewellery, Wood Craft Accessories, Metal Craft Accessories, Leather Craft & Packaging.

Reference

- Encyclopaedia of Fashion Accessories author
- Fashion Accessories- The Complete 20th Century Sourcebook Hardcover – September, 2000 by John Peacock (Author)

41

Pj Jta
Dy. Registrar (Acad.)
University of Rajasthan
JAIPUR

Elective

c) Visual Merchandising

Aim

This course would require the students to develop merchandising plan for the women's apparel. The basics of visual merchandising, display windows, planning etc., would be covered in this course.

Learning Outcome

- Present and coordinate merchandise so that related goods are shown in a unique, desirable, and saleable manner.
- Apply basic design principles and colour theories to the construction of promotional displays and advertising.
- Understand the basic functions of retail store operations including store location and layout, shopping centre analysis, retail market segmentation and strategies, and the merchandising mix.
- Prepare and execute displays for exhibitions and promotional events using the visual dynamics of light as a design element.

Course Content

Merchandising concepts and theories tools and techniques for merchandise display, windows; creative thinking for merchandise display, store layout, display, fashion retailing

Reference

1. Laine Stone, Jean; Samples, (1985) Fashion merchandising- An Introduction; McGraw Hill Book Co. 1985.
2. Taarnow, Guerreiro & Judeilo, (1995) Inside the fashion Business
3. Swapna Pradhan, (2007) Retailing Management, Tata McGraw Hill Publishing Co. Ltd.
4. A.J. Lamba, (2003) The Art of Retailing The Tata McGraw Hill Publishing Company Ltd.
5. Martin M. Pegler (2011) Visual merchandising and Display, Fairchild Publications.
6. Judith Bell, Kate Ternus, (2011) Silent Selling: Best Practices and Effective Strategies in Visual Merchandising, Fairchild Publications.
7. Karen M. Videtic, Cynthia W. Steele, (2009) Perry's Department Store: A Buying simulation for juniors, Men's Wear, Children's Wear, & Home Fashion/Giftware, Fairchild Publications.

Elective

d) E-Commerce for Product Life Style

Aim

The aim of this unit is to develop understanding of the dynamics of online business and online buying behaviour to create a consumer-oriented online business strategy along with holistic knowledge on product development for E-Commerce platform.

Learning Outcome

- Student will be able to understand global online business sensibilities.
- The student will be able to understand Global Online Business Industry.
- The student will be able to understand with the knowledge and skills required to manage the online venture for a long period of sustainable profits, but will also challenge them to achieve career goals by fuelling their passion.

Unit Contents

Online Industry Appreciation and Business World, Fundamentals of Management, Creative Managerial Leadership, Market Dynamics, Fashion & Lifestyle Products, Fundamentals of E-commerce.

Digital Marketing, Merchandising, Sourcing and Vendor management, Project Management, Long Industry Attachment, Specialisation 1a Customer Relations Management, Specialisation 1b Advanced Data Analytics, Specialisation 2a Visual Communication, Specialisation 2b User Experience Design & Business Plan.

Reference

- Enterprise Resource Planning-System Author Daniel E. O'leary.
- Enterprise Resource Planning Author Ravi Shankar & S. Jaiswal.
- E-Commerce Get it Right! Author Ian Daniel.

(Year 4)

Distribution of Marks

B. Des.- Fashion Design Part-IV

Subject Theory	Max Marks		Min. Pass Marks		Duration of Exam	Teaching Hours
	Internal Max.F.M.	External Max.M.	Internal Min.F.M.	External Min. M.		
FD-401: Entrepreneurship	100		36		3 Hrs.	100
FD-402: Brand Development	100		36		3 Hrs.	100
Subject –Practical	Internal Max.F.M.	External Max.M.	Internal Min.F.M.	External Min. M.		
FD-403: Advance Design Studies (Final Collection)	40	60	16	24	6 Hrs.	100
FD-404: Design Portfolio	20	30	08	12	4 Hrs.	50
FD-405: Sustainable Design (Eco Design, Social Cause, Green Marketing) Mentored by Industry	40	60	16	24	6 Hrs.	100
FD-406: Professional Practice (Internship & Industry Mentored)	20	30	08	12	4 Hrs.	50
FD-407: Dissertation (Documentation & Visual Presentation, practical aspect) (Industry Exposure)	40	60	16	24	6 Hrs.	100

Core Paper -I

43

Rj / (as)
Dy. Registrar (Acad.)
University of Rajasthan
JAIPUR
km

Aim

This course would introduce the students to the concept of setting up a small scale industry. The students would be motivated through different activities to identify the entrepreneurial competencies and prepare a business proposal for starting a fashion enterprise of their choice.

Learning Outcome

- Student will be able to understand about entrepreneurship and evolution of entrepreneurship.
- Student will be able to understand creating and starting the venture.
- Student will be able to understand managing, growing and ending the new venture.
- Student will be able to understand entrepreneurship Development and Government.

Unit - 1

Introduction to Entrepreneurship -Entrepreneur- meaning, importance, Qualities, nature, types, traits, culture, similarities and economic differences between Entrepreneur and entrepreneur. Entrepreneurship development, its importance, Role of Entrepreneurship, entrepreneurial environment.

Unit -2

Evolution of Entrepreneurs - Entrepreneurial promotion, Training and developing motivation factors, mobility of Entrepreneurs, Entrepreneurial change, occupational mobility factors in mobility, Role of consultancy organizations in promoting Entrepreneurs, Forms of business for entrepreneurs.

Unit -3

Creating and starting the venture - Steps for starting a small industry- selection of types of organizations.

Unit -4

Managing, growing and ending the new venture - Preparing for the new venture launch-early management decisions Managing early growth of the new venture-new, venture expansion strategies and issues, Going public ending the venture.

Unit -5

Entrepreneurship Development and Government - Role of Central Government and State Government in promoting Entrepreneurship, Introduction to various incentives, subsidies and grants, Export Oriented Units, Fiscal and Tax concessions available, Women Entrepreneurs- Reasons for Low numbers or no women Entrepreneurs, their Role, Problems and Prospects.

Reference

1. Vasanth Desai "Dynamics of Entrepreneurial Development and Management Himalaya Publishing House."
2. N.P. Srinivasan & G.P. Gupta, Entrepreneurial Development, Sultan Chand & Sons.
3. P. Saravanavelu Entrepreneurship Development, Eskapee Publications.
4. Satish Taneja, Entrepreneur Development, New Venture Creations.
5. Robert D. Hisrich, Michael P.Peters, Entrepreneurship Development, Tata McGraw Hill Edition.

Core Paper -2

44

Raj / Jas
Dy. Registrar (Acad.)
University of Rajasthan
JAIPUR
Raj

FD-402: Brand Development (Theory)

Max. M: 100
Min.P. M: 36

Aim

A brand, is a philosophy of a designer transformed into value added products. Generally, consumers recognize brands by names which could be logos or unique colors. A brand successfully makes recognition through coming up with distinct design features such as style, color or use of certain features unique to the brand. Here a student thinks about a very important variable of design called design philosophy which is unique and is thinking how to transform ones design philosophy into fashion and lifestyle products. Therefore, this part of the project holds maximum importance in this assignment.

Learning Outcome

Towards the completion of this unit a student would think about the brand philosophy and development with above parameters

The student will be able to develop own brand.

Unit -1

Description of brand philosophy

Unit -2

Development of logo using colours and shapes.

Unit -3

Brand competitor studies and market research

Unit -4

Consumer profiling and market segmentation.

Reference

- Rethinking Place Branding, Comprehensive brand development for cities and regions, Author Mihalis Kavaratzis – Gary Warnaby & Gregory J. Ashworth.
- Make a name for yourself Author Robin Fisher Roffer.

Core Paper-3

45
44

Rj Vas
Dy. Registrar (Acad.)
University of Rajasthan
JAIPUR
kon

Aim

The aim of this unit is to further extend learner's knowledge creating the final collection putting all the knowledge and efforts students have gained so far and launch themselves as designers creating their own brand identity, and brand image.

Learning Outcome

- Understanding your strengths and weakness and create your brand, brand identity, image and logo.
- Identify the major types of idea sources in clothing design and provide information about each source. Recognize that these sources of inspiration help designers to create design elements and principles of individual designs. In order to foster originality, sources of inspiration play a powerful role throughout the creative stage of design process, and also in the early stages of fashion research and strategic collection planning.
- Be able to present research analysis to client groups
- Be able to extend and apply skills in developing creative visual language.
- Be able to synthesize and critically evaluate experimentation in personal creative practice.

Course Content

- Research about the various brands globally for your inspiration. Do a complete study of different brands and of your own strengths and weakness, create your brand name, brand story, image, identity and logo.
- Concepts inspired with a complete understanding of design process and finally Select one concept. Only extensive research enables designers to stay fresh and keep up to date with developments.
- Judgement and develop your own style with experimentation in personal creative practice through explorations in design and surfaces.
- The design process along with difference between different categories like avant-garde and prêt wear.
- Sketches, fabrics, trims and other detailing.
- Technical part of the sketches and final test fits.
- Produce the final collection completely accessorized.
- Publicize work in the best visual way through styling and photo shoot.

Reference

- Look at work of designers from around the globe ex – Jum Nakao, Issey Miyake and other
- Look at the different costumes and art/ culture of countries and get inspired by them
- Look around nature and other sources like discovery, national geography, BBC etc to get inspired, which is the original source of inspiration for everything.
- <http://worldofwearableart.com/>
- www.style.com
- www.wgsn.com
- www.promostyl.com
- www.trendz.com
- www.wwd.com

Core Paper-4

Rg / Jas
Dy. Registrar (Acad.)
University of Rajasthan
JAIPUR
km

Aim

Design portfolio is the expression of student to translate themes into design collections. Here one gets inspired by different themes which could be art movements, sport, historic eras, music, dance, culture, nature, traditions etc. and picks out tangible and intangible elements which are to be used as design elements in the collection. The ability of a designer to exhibit and use design elements is highlighted which is further translated into garments. A portfolio is an exhibit of the overall knowledge of the student work which he/she has gained through the course of four years. The purpose lies in promoting the skills of students in a single format.

Learning Outcome

- Designing women's wear suitable to Indian consumer, Choosing the line of garments, Client profiling, transforming a themes such as Kalbelia, Sanaganeri prints, Banaras sarees, madras checks, deserts of Jaisalmer, baroque, French Rivera, weaving techniques from far east etc into women wear for occasions, Colour forecast for market in the coming season.
- Designing MENS wear suitable to Indian consumer, Choosing the line of garments, Client profiling, Colour forecast for market in the coming season.
- Designing kids wear suitable to Indian consumer, Choosing the line of garments, Client profiling, Colour forecast for market in the coming season.

Course Content

- Choose a theme of your choice according to the line of garments.
- Make a story board (A3 Landscape for all boards) which is in sync with your theme (no more than 1/2 picture in the board).
- Design mood board (6-7 Pics max.) and colour board (with pantone numbers) (on Photoshop/Corel Draw/Illustrator).
- Client profile with one photo of the client describing the features of the client and explaining why you choose a particular client.
- Illustration Board: 4 illustrations per page (rendered digitally on Photoshop/Corel Draw).
- Specification sheet: Flat drawing of each garment on Corel draw.
- Cost sheet: A brief costing of how much material and money is required to make the particular garment.

Reference

- <http://www.vogue.com/voguepedia/>
- <http://www.style.com>
- <http://www.littlefashiongallery.com/eu/>

Core Paper -5

FD-405: Sustainable Design (Eco Design, Social Cause, Green Marketing) Mentored by Industry

Internal Max. M: 40

External Max. M:60

Internal Min.P.M: 16

External Min.P. M:24

Aim

Sustainability is regarded as the future of fashion design sector. A student should have practice to implement sustainable strategies to their designing a collection for fashion design. Now sustainability is a very complex concept when it comes to input it into fashion industries on the whole. When it comes to fashion design a fashion design student shall concentrate on designing the PRODUCT.

Learning Outcome

- Student will be able to understand how to implement sustainable strategies to their designing a collection for fashion design.
- Student will be able to understand the product development to the final process of marketing it to the consumer.

Course Content

This unit is describing the extent of the project. It contains product development to the final process of marketing it to the consumer. Hereby the project shall be divided into certain stages in order to structure the ideology.

- State-1- PRODUCT DEVELOPMENT
- State-2- MARKETING THE PRODUCT
- State-3- WHERE TO RETAIL

Reference

- Sustainable Fashion & Textiles author Kate Fletcher
- The sustainable design book author Rebecca Proctor

Core Paper -6

Raj Joshi
Dy. Registrar (Acad.)
University of Rajasthan
JAIPUR
198

FD-406: Professional Practice (Internship & Industry Mentored) (Practical)

Internal Max. M: 20
External Max.P. M:30
Internal Min.P. M: 08
External Min.P. M:12

Aim

The aim of this unit is to extend learners' knowledge of professional practices within their specialist area and to relate these to personal goals and career opportunities.

Learning outcomes

- Be able to place themselves and their work in the context of their selected discipline
- Understand their specialist area and the career opportunities available
- Understand how to promote themselves and their work professionally.

Course Content


Goal setting, Career direction, Responsibilities, Research, Presentation skills, Personal development & Promotional opportunities.

Reference

- Enhancing Professional Practice Author Charlotte Danielson.

Core Paper -7

49₂₅


Dy. Registrar (Acad.)
University of Rajasthan
JAI PUR
10th

ED-407: Dissertation (Documentation & Visual Presentation, practical aspect)

Internal Max. M: 40
External Max. M: 60
Internal Min.P. M: 16
External Min.P. M: 24

Each student will have to submit a dissertation comprising minimum 1000 words with Visual material and resource bibliography, conclusion, Public collection etc. under the guidance of the supervisor choosing the dissertation topic preparation and presentation of a written document & visual presentation, practical aspect with 10-to- 15 photograph's.

The topic of the dissertation will be closely related to regards as a major subject. It's meant to reflect an understanding of the critical, historical and philosophical issues from the past of present in conclusion and their intellectual sources or a theme analysis, the written assignment has to be submitted one week before the final examination of the practical works, which will .be submitted in 3 copies duly signed by the Guide and the Head of Department in the prescribed format.

The evaluation of the dissertation shall be based on the quality of the written assignment and the overall performance of the student. The evaluation of the dissertation papers will be conducted by a Board of internal /subject teacher and external examiners.

Industry Exposure

The student would be given an opportunity to visit & understand working environment of different departments of Industry.

50
60
Dy. Registrar (Acad.)
University of Rajasthan
JAIPUR
10/11